


# DI09 070M. 257 kW (350 hp)

IMO Tier II, EU Stage IIIA



The marine engines from Scania are based on a robust design with a strength optimised cylinder block containing wet cylinder liners that can easily be exchanged. Individual cylinder heads with 4 valves per cylinder promotes reparability and fuel economy. The engines are type approved in all major classification societies.

The engine is equipped with a Scania developed Engine Management System, EMS, in order to ensure the control of all aspects related to engine performance. The injection system is based on electronically controlled unit injectors that gives low exhaust emissions with good fuel economy and a high torque already at low revs. The engine can be fitted with many accessories such as air cleaners, PTOs, transmissions and type approved instrumentation in order to suit a variety of installations.

	Rating	Engine speed (rpm)		
		1200	1500	1800
Gross power, full load (kW)	ICFN	203	245	257
Gross power, full load (hp, metric)	ICFN	276	333	350
Gross power, propeller curve (kW)	ICFN	93	163	257
Gross power, propeller curve (hp, metric)	ICFN	127	222	350
Gross torque (Nm)	ICFN	1615	1560	1363
Spec fuel consumption. Full load (g/kWh)		203	198	200
Spec fuel consumption. 3/4 load (g/kWh)		203	193	201
Spec fuel consumption. 1/2 load (g/kWh)		207	200	210
Spec fuel consumption. Propeller curve (l/h)		23	38	61
Optimum fuel consumption (g/kWh)		193		
Heat rejection to coolant (kW)		154	175	183

**ICFN – Continuous service:** Rated power available 1 h/1 h.  
Unlimited h/year service time at a load factor of 100%

## Standard equipment

- Scania Engine Management System, EMS
- Unit injectors, PDE
- Turbocharger
- Fuel pre-filter with water separator
- Fuel filter
- Oil filter, full flow
- Centrifugal oil cleaner
- Oil cooler, integrated in block
- Oil filler, in engine block
- Oil dipstick, in block
- Starter, 2-pole 7.0 kW
- Alternator, 2-pole 100A
- Flywheel SAE 14
- Silumin flywheel housing, SAE 1 flange
- Front-mounted engine brackets
- Protection covers
- Closed crankcase ventilation
- Operator's manual

## Engines with heat exchanger:

- Sea water pump
- Heat exchanger with expansion tank

## Optional equipment

- Hydraulic pump
- Side-mounted PTO
- Front-mounted PTO
- Exhaust connections
- Electrical base system
- Control and instrument panels
- Accelerator position sensor
- Engine heater
- Power pack engine bracket
- Stiff rubber suspension
- Air cleaner
- Studs in flywheel housing
- Reversible fuel filter
- Low coolant level reaction
- Variable idle speed setting
- Low oil sump
- Long oil dipstick
- Oil level sensor
- Bilge pump

This specification may be revised without notice.

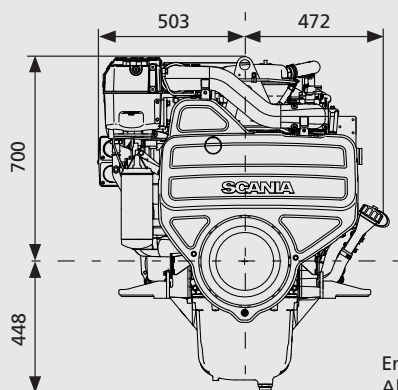
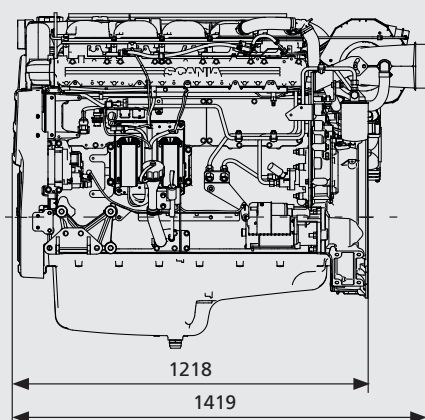


## DI09 070M. 257 kW (350 hp)

IMO Tier II, EU Stage IIIA

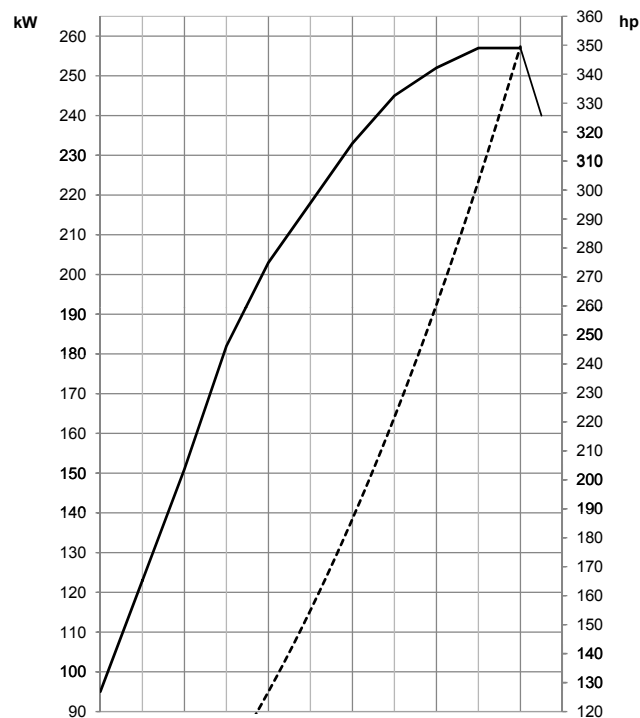
### Engine description

No of cylinders	5 in-line
Working principle	4-stroke
Firing order	1 - 2 - 4 - 5 - 3
Displacement	9.3 litres
Bore x stroke	130 x 140 mm
Compression ratio	18:1
Weight	(excl oil and coolant)
with heat exchanger	1150 kg
with keel cooling	1044 kg
Piston speed at 1500 rpm	7.0 m/s
Piston speed at 1800 rpm	8.4 m/s
Camshaft	High position alloy steel
Pistons	Aluminum pistons
Connection rods	I-section press forgings of alloy steel
Crankshaft	Alloy steel with hardened and polished bearing surfaces
Oil capacity	32-38 dm <sup>3</sup> (standard oil sump)
Electrical system	2-pole 24V

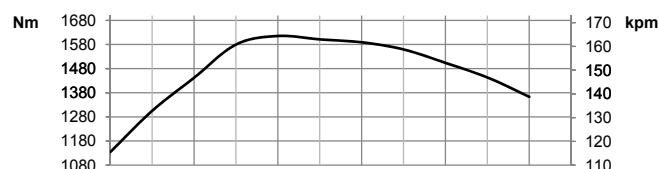


Engine with heat exchanger  
All dimensions in mm

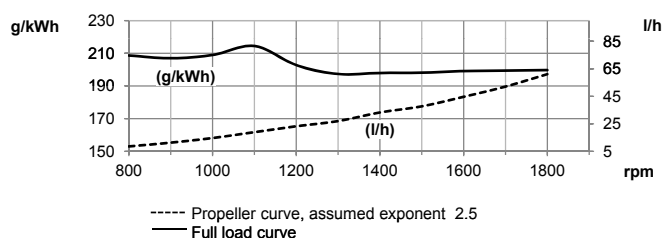
### Output



### Torque



### Spec fuel consumption



Test conditions Air temperature +25°C. Barometric pressure 100 kPa (750 mmHg). Humidity 30%. Diesel fuel acc. to ECE R 24 Annex 6. Density of fuel 0.840 kg/dm<sup>3</sup>. Viscosity of fuel 3.0 cSt at 40°C. Energy value 42700 kJ/kg. Power test code ISO 3046. Power and fuel values +/-3%.



# SCANIA

SE 151 87 Södertälje, Sweden  
Telephone +46 8 553 810 00  
Telefax +46 8 553 829 93  
www.scania.com  
engines@scania.com